Y10 Revision Skills Session 3: Making Effective Flashcards

Miss Newnham
Director of MFL

Avonbourne Academies, Bournemouth

Do Now

On a MWB, answer the following questions based on last week's Cornell Notes revision strategy:

1. How many sections do you have to split your A4 page into?
2. What is the section on the left called?
3. What is the section on the right called?
4. What is the bottom section called?

Do Now

On a MWB, answer the following questions based on last week's Cornell Notes revision strategy:

1. How many sections do you have to split your A4 page into? Three
2. What is the section on the left called? Cues
3. What is the section on the right called? Notes
4. What is the bottom section called? Summary

Summarising





Flashcards

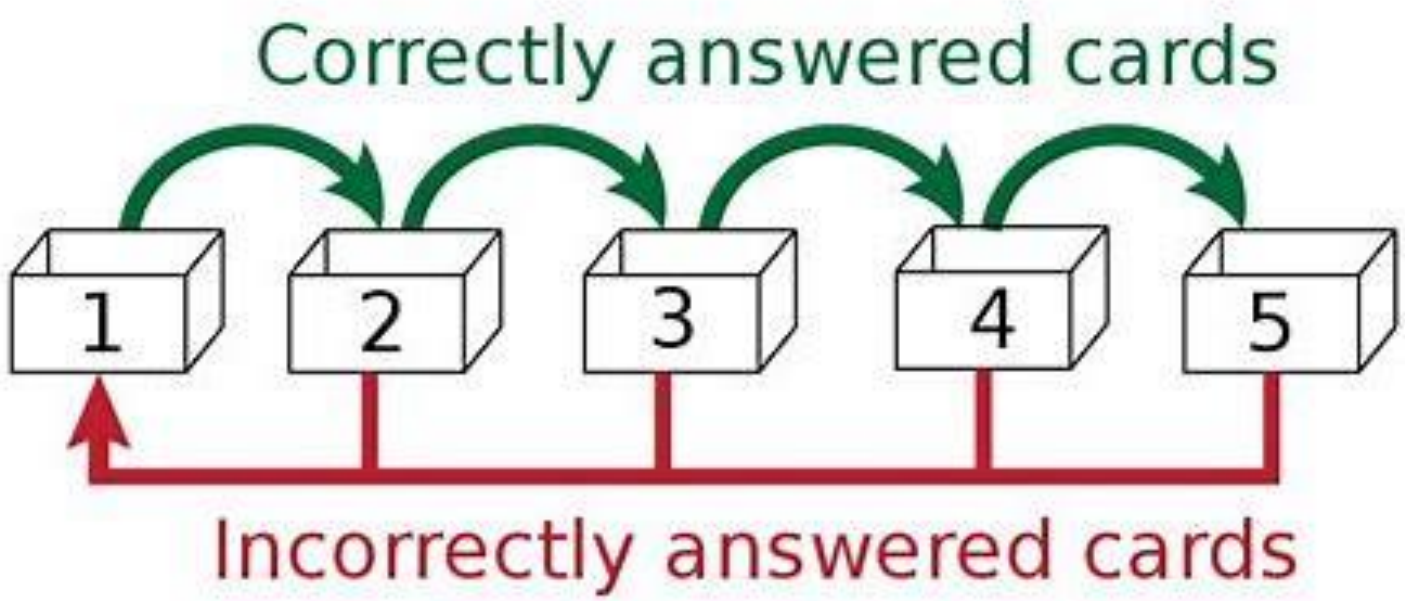
Correctly answered cards
1
2
3
4
5
Incorrectly answered cards

Making Flashcards

Phrase your flashcards as questions.

Making Flashcards

Answers to questions should be more than one word – make your brain work hard!



Making Flashcards

Use your KOs, booklets, textbooks or GCSE specification (AQA/Edexcel).

Below is an excerpt from the *AQA GCSE Biology Specification*, which shows a learning objective is to be able to 'carry out calculations involving magnification, real size, and image size'.

Students should be able to carry out calculations involving magnification, real size and image size using the formula:

$$\text{magnification} = \frac{\text{size of image}}{\text{size of real object}}$$

Students should be able to express answers in standard form if appropriate.

A useful flashcard that you could make out of this learning objective is to put the question 'What is the formula for magnification?' on one side, and then the formula on the back.



Making Flashcards

Use different coloured flashcards for different subjects.

Making Flashcards

Do not overload flashcards: you want a FLASH of information.

Making Flashcards

Spread out content: You are better off having 50 flashcards with short questions and answers rather than 10 with tiny handwriting.

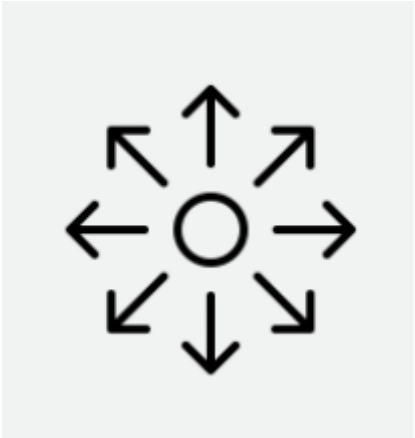

Making Flashcards

Keep it neat!



Making Flashcards

Dual Coding is great.





Making Flashcards

Key Word style flashcards: term on one side and definition on the other.



Making Flashcards

Don’t rush!



Examples: Good or Bad?

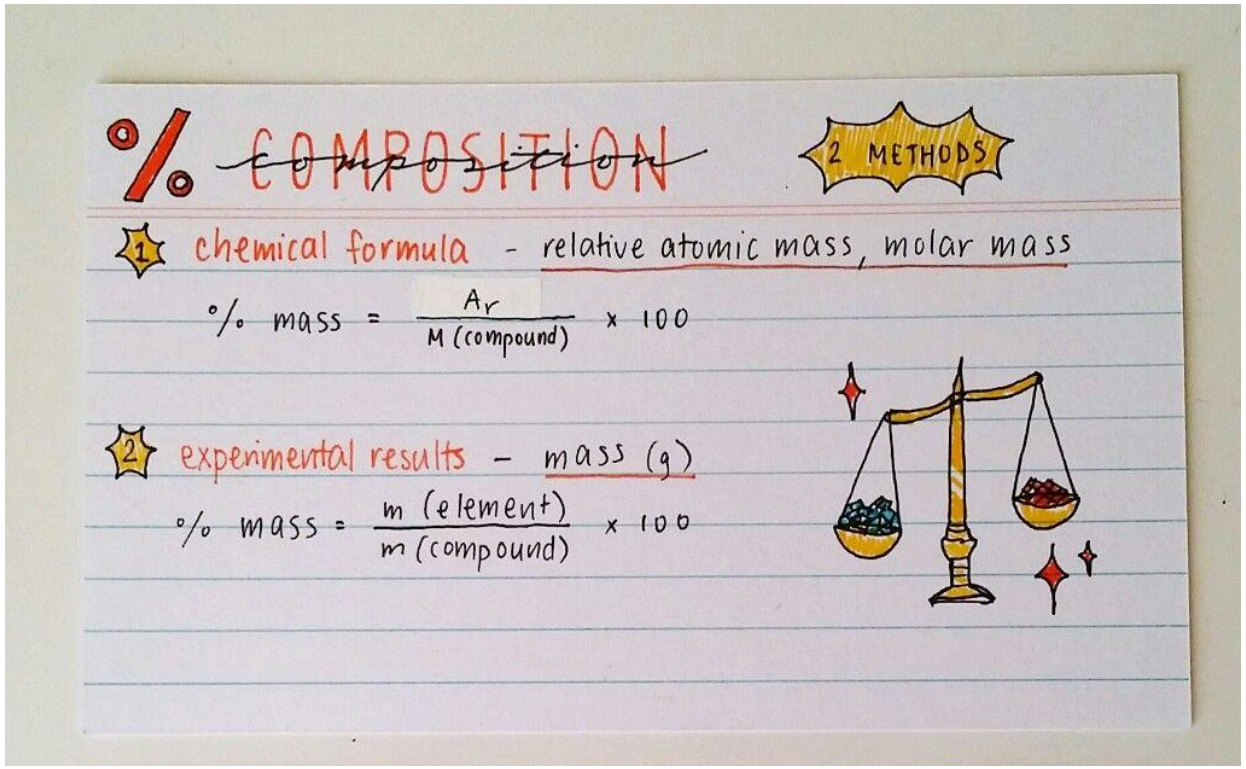

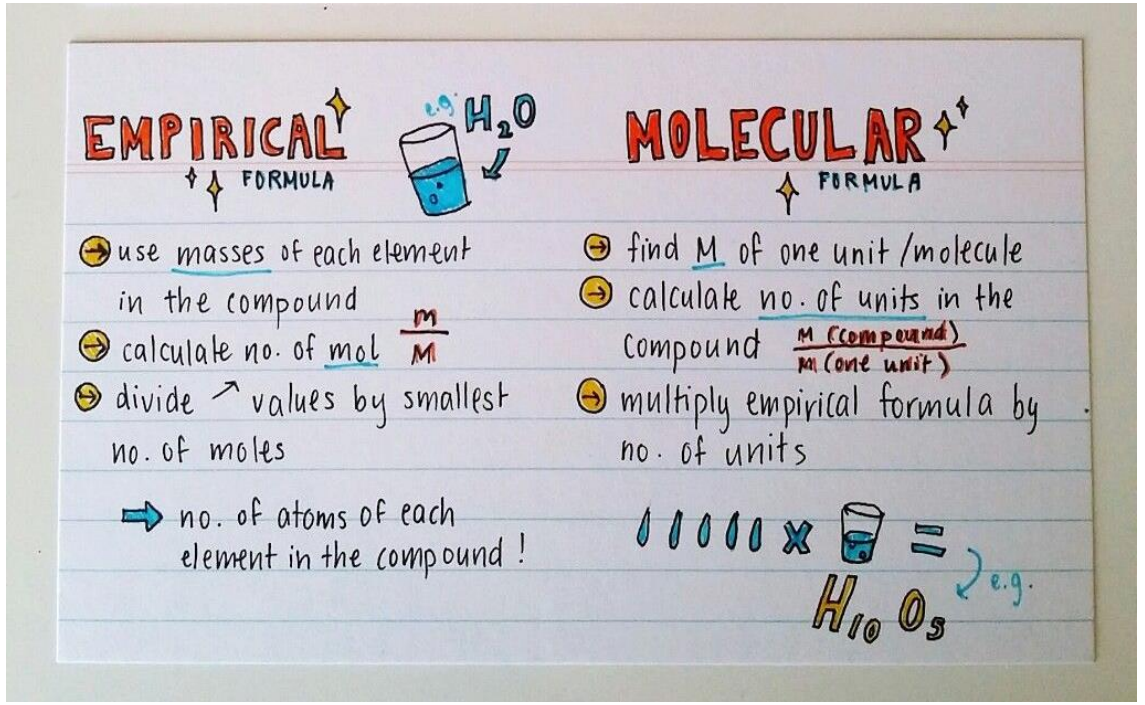



Examples: Good or Bad?

Examples: Good or Bad?

How tall is Mount Everest?

FRONT

8,848 metres above sea level

BACK

Summary

With the person next to you, try and think back to at least FIVE different components of effective flashcards.

Summary

How many did you get?

1. Question and Answer format.
2. Make your brain work hard.
3. Use GCSE specifications.
4. Use different colours for different subjects.
5. Don’t overload.
6. Spread out content.
7. Keep it neat!
8. Dual Coding is great!
9. Key Word style flashcards.
10. Don’t rush!



Next Steps

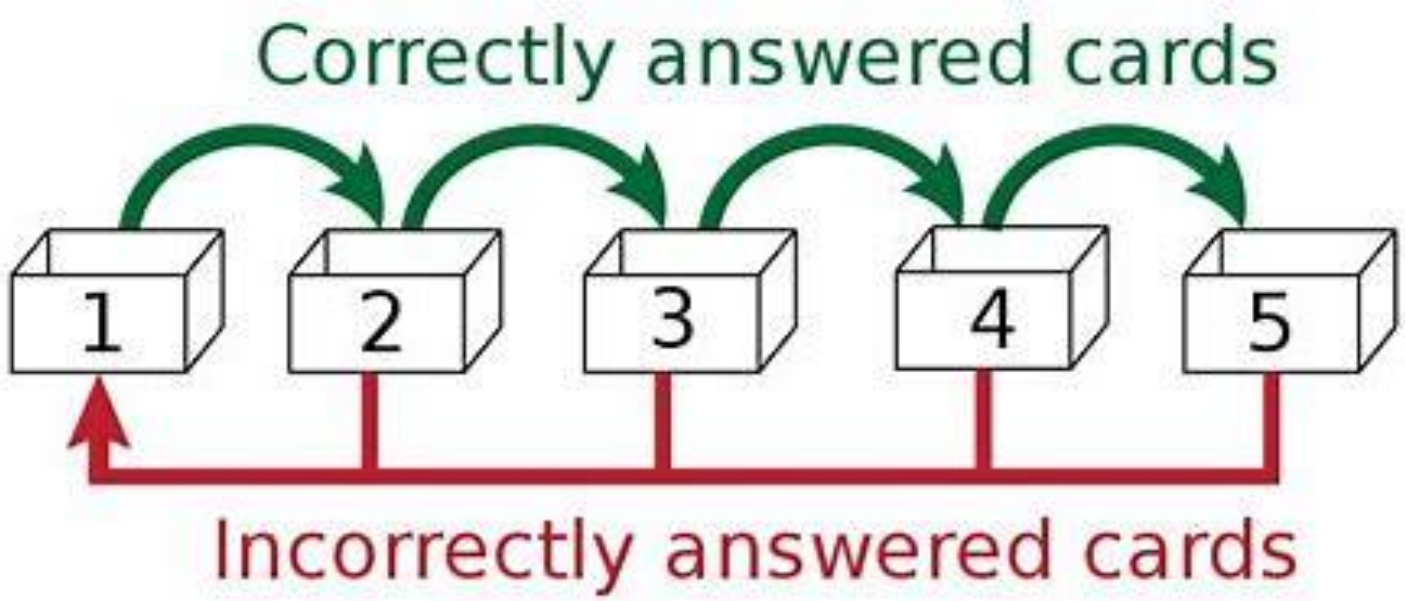
Correctly answered cards
1
2
3
4
5
Incorrectly answered cards